

NPS Learning in Place English

Grade: First Grade



	Monday	Tuesday	Wednesday	Thursday	Friday
Week 1	<p>Read <i>Whistle for Willie</i> Vocabulary, Background, and Comprehension Read pp. 72-75 <i>What pets do you like? What would you teach a pet? Write about your favorite pet.</i></p>	<p>Read <i>Whistle for Willie</i> pp. 76-96 Complete practice book pg. 103 <i>Willie wished he could whistle. What is something you wish you could do? Write sentences about it and illustrate.</i></p>	<p>Reread <i>Whistle for Willie</i> pp. 76-96 Complete practice book pg. 105 <i>What would Willie say if he could talk? Write a sentences that tell the story the way Willie would tell it.</i></p>	<p>Read <i>Pet Poems</i> pp. 98-100 <i>Write a poem about a pet. Use words with the same beginning sounds.</i></p>	<p>Reread <i>Pet Poems</i> pp. 98-100 <i>How is Willie different from the pet snake in the poem? Draw Willie. Write words that tell what he looks like and what he can do.</i></p>
Week 2	<p>Read <i>A Butterfly Grows</i> Vocabulary, Background, and Comprehension pp. 106-109 <i>How does a caterpillar become a butterfly? Draw and write sentences that explain this sequence of events.</i></p>	<p>Read <i>A Butterfly Grows</i> pp. 110-126 Complete practice book pg.117 <i>What new facts did you learn about butterflies? Write to explain what you know about butterflies.</i></p>	<p>Reread <i>A Butterfly Grows</i> pp. 110-126 Complete practice book pg. 119 <i>Write about a day you spend with the butterfly in A Butterfly Grows. Tell what you would do.</i></p>	<p>Read <i>Best Friends</i> pp. 128-130 <i>Describe a friend. Draw a picture of you and your best friend having fun together. Write reasons why your best friend is your favorite.</i></p>	<p>Reread <i>Best Friends</i> pp. 128-130 Read pp. 134-135 Complete practice book pp. 124 <i>Use page 124 to plan your story. Write a story about a butterfly with a broken wing.</i></p>
Week 3	<p>Read <i>The New Friend</i> Vocabulary, Background, and Comprehension pp. 136-139 Complete practice book pp. 112-113 <i>What would you pack if you were moving? Write to explain the most important item you would pack and why.</i></p>	<p>Read <i>The New Friend</i> pp. 140-156 <i>How would you make a new student feel welcome at your school? Write sentences to explain.</i></p>	<p>Reread <i>The New Friend</i> pp. 141-156 Complete practice book pg. 133 <i>Write about a time when you made a new friend.</i></p>	<p>Read <i>Neighborhoods</i> pp. 158-160 <i>What is your neighborhood like? Write to describe your neighborhood.</i></p>	<p>Read pp. <i>An Old Friend and Greeting Butterfly Visitors</i> pp. 166-167 <i>What are the similarities and differences between frogs and butterflies? Write to explain.</i></p>
	Read 14.2 Read a book of choice and record it on the reading log each day.				
Materials	Access to the books is on the NPS link. If you have your book at home: Journeys Textbook Volume 1.5 and Journeys Practice Book Volume 2				

Reading Log

Book of choice to read each day

Paper/pencils

Name _____

Order of Events

Whistle for Willie

Writing: Write to Express

 Finish the sentences. Give a summary of the first part of **Whistle for Willie**.

Peter wished _____ .

He tried _____ .

When Peter saw Willie, he _____

Then, Willie _____

Name _____

Cause and Effect

Whistle for Willie
Comprehension: Cause and Effect



Use the chart to tell what happens in the story and why it happens.

What Happens?	Why Did It Happen?

Name _____

Describing Characters

A Butterfly Grows
Writing: Write to Express



Write clear details to finish the story.

Some details should describe Rex and Grace.

Rex was a _____ dog. He lived with

a _____ girl named Grace. Grace

wanted to teach Rex to _____ .

She told Rex to _____ . When Rex did

the trick, Grace told Rex, " _____ !"

Rex wagged his _____ tail.

Name _____

Sequence of Events

A Butterfly Grows
Comprehension: Sequence of
Events



Write about things that happen in **A Butterfly Grows**. Put the events in order.

First



Next



Last

Name _____

Planning My Story

A Butterfly Grows
Writing: Write to Express




Write and draw details for your story.

Characters	Setting
Plot Beginning Middle End	

Name _____



Understanding Characters

The New Friend
Comprehension: Understanding Characters

 Write or draw things the boys said in the **Speaking** box. Write or draw things the boys did in the **Acting** box. Write or draw about the feelings of the boys in the **Feeling** box.

Speaking	Acting	Feeling


Lesson 23



WORDS TO KNOW HIGH-FREQUENCY WORDS

house
along
together
boy
father
again
nothing
began

Vocabulary
Reader



Context
Cards



Read
Together

Words to Know

- Read each Context Card.
- Ask a question that uses one of the blue words.

1

house


They learned how to build a house for birds.



2

along

He rode carefully along the bike path.



3

together


The baby can clap her hands **together** now.



4

boy


The **boy** teaches his sister to read.



5

father

My **father** teaches me how to swim.



6

again

We went out on the ice **again** to practice.



7

nothing

At first **nothing** fit, but he finished the puzzle.



8

began

She **began** to take violin lessons.



Background

Read
Together

✓ WORDS TO KNOW Puppy Training

A boy and his father were teaching their puppy to walk on a leash. They walked together along a path.

Suddenly the leash dropped, and the puppy began to run. Nothing could stop her. The boy whistled again and again. At last, the puppy came to him. They all walked back to the house.



- What pets do you like?
- What would you teach a pet to do?

Comprehension



✓ TARGET SKILL Cause and Effect

Sometimes one story event causes another event to happen. The **cause** happens first. It is the reason why something else happens. The **effect** is what happens next. Good readers think about:

What happened?

Why did it happen?




Cause: The light turned red.

What is the **effect**?

As you read **Whistle for Willie**, think about what happens when Peter tries to whistle.

What happens?	Why?

Main Selection



WORDS TO KNOW

house father
along again
together nothing
boy began



TARGET SKILL

Cause and Effect Tell what happens and why.



TARGET STRATEGY

Monitor/Clarify Find ways to figure out what doesn't make sense.


GENRE

Realistic fiction is a story that could happen in real life.

Meet the Author and Illustrator

Ezra Jack Keats

Ezra Jack Keats wrote and illustrated books for children. When Mr. Keats was a boy, he drew pictures on the kitchen table. His mother was so proud, she kept the art rather than wash the table.



WHISTLE FOR WILLIE


by Ezra Jack Keats



Essential Question

What causes
events in a story to
happen?


Oh, how Peter wished he could whistle!




He saw a boy playing with his dog. Whenever the boy whistled, the dog ran straight to him.



Peter tried and tried to whistle, but he couldn't. So instead he **began** to turn himself around—
around and around he whirled . . .
faster and faster
When he stopped
everything turned
down . . .
and up . . .



An illustration of a young child with dark skin and hair, wearing a white dress with a pink and purple pattern and blue shoes, standing on a white, speckled ground. The child is looking towards a large, green, stylized plant with a long stem and several dark green, pointed leaves. The background is a bright yellow, textured surface. Three colored circles (red, orange, and green) are scattered in the upper left area. The entire scene is framed by a light blue border.

and up . . .
and down . . .
and around
and around.

Peter saw his dog, Willie, coming.
Quick as a wink, he hid in an empty
carton lying on the sidewalk.



“Wouldn’t it be funny if I whistled?” Peter thought. “Willie would stop and look all around to see who it was.”

Peter tried **again** to whistle—but still he couldn’t. So Willie just walked on.



STOP AND THINK

Cause and Effect What do you think will happen if Peter tries to whistle again? Read to find out.




Peter got out of the carton and started home. On the way he took some colored chalks out of his pocket and drew a long, long line right up to his door.



He stood there and tried to whistle again. He blew till his cheeks were tired. But **nothing** happened.



He went into his house and put on his father's old hat to make himself feel more grown-up. He looked into the mirror to practice whistling. Still no whistle!





When his mother saw what he was doing, Peter pretended that he was his father.

He said, "I've come home early today, dear. Is Peter here?"

His mother answered, "Why no, he's outside with Willie."

"Well, I'll go out and look for them," said Peter.


First he walked along a crack in the sidewalk. Then he tried to run away from his shadow.


He jumped off his shadow.

But when he landed they were together again.



He came to the corner
where the carton was,
and who should he see
but Willie!





Peter scrambled under the carton.
He blew and blew.
Suddenly—out came a real whistle!




Willie stopped and looked around to see who it was.





“It’s me,” Peter shouted, and stood up.
Willie raced straight to him.





Peter ran home to show his father and mother what he could do. They loved Peter's whistling. So did Willie.

Peter's mother asked him and Willie to go on an errand to the grocery store. He whistled all the way there, and he whistled all the way home.



Read Together



Connect to Poetry

WORDS TO KNOW

house	father
along	again
together	nothing
boy	began

GENRE

Poetry uses words to show pictures and feelings. Listen for interesting words in each poem. Clap along with the rhythm, or beat.

TEXT FOCUS

Rhyme is words with the same ending sound. Which poems use rhyme?

Pet Poems

This poem **began** as a folk song. Read it **along** with your class. Then sing it **together**.

Bingo

There was a farmer had a dog,
And Bingo was his name, O!

B - I - N - G - O,

B - I - N - G - O,

B - I - N - G - O,

And Bingo was his name, O!



- 🔊 Can someone in your class read this poem in Spanish? Now read it **again** in English.

Caballito blanco, reblanco

Caballito blanco,
reblanco,
sácame de aquí,
llévame hasta el puerto
donde yo nací.

🔊 **Little White Horse**

Little horse
White as snow
Take me where
I long to go.
Take me to the port
By the sea
Where I was born
And long to be.

traditional folk poem



🔊 What kind of pet would you like in your **house**? Your mother or **father** can help you decide.



🔊 **PET SNAKE**


No trace of fuzz.
No bit of fur.
No growling bark,
or gentle purr.
No cozy cuddle.
No sloppy kiss.
All he really does
is hissssssssss.

by Rebecca Kai Dotlich

🔊 **Write About a Pet**

Write a poem about a pet. Use words with the same beginning sounds. Try to use the words **boy** and **nothing**, too.

Lesson 24



✓ WORDS TO KNOW HIGH-FREQUENCY WORDS

ready
anything
upon
kind
places
also
flower
warm

Vocabulary
Reader



Context
Cards



Read
Together

Words to Know

- Read each Context Card.
- Describe a picture, using the blue word.

1

ready

This butterfly is getting **ready** to fly.



2

anything

Do you know **anything** about butterflies?



3

upon


A butterfly rests **upon** the leaf.



4

kind

There is more than one **kind** of butterfly.



5

places

Butterflies land on this tree in many **places**.



6

also

Butterflies are insects.
Ants are **also** insects.



7

flower

This butterfly drinks from the **flower**.



8

warm

Butterflies like the **warm** sun.




Background

Read
Together

✓ WORDS TO KNOW A Caterpillar's Story

I grew in an egg, and now I crawl. I do not eat anything but a special kind of leaf. I'm eating a lot and also growing quickly. When I am ready, I will change. Then I'll be able to fly to warm places. I'll find a pretty flower to sit upon. What do you learn about me from my picture?

Monarch Caterpillar




Comprehension

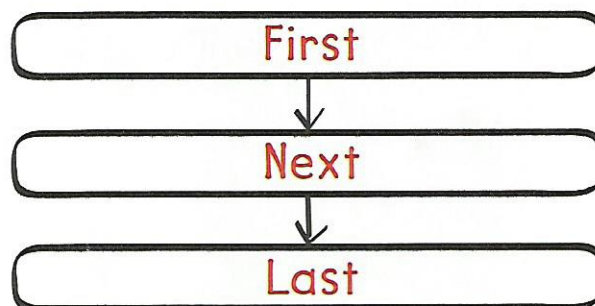
Read Together

✓ TARGET SKILL Sequence of Events


Many selections tell about things in the order in which they happen. This order is called the **sequence of events**. Think about what happens first, next, and last as you read.



As you read **A Butterfly Grows**, think about how a caterpillar becomes a butterfly. Use a chart to keep track of the sequence of events.



Main Selection



WORDS TO KNOW

ready places
anything also
upon flower
kind warm

TARGET SKILL

Sequence of Events

Tell the order in which things happen.

↓
↓

TARGET STRATEGY


Question Ask questions about what you read.

GENRE

Narrative nonfiction gives facts but has make-believe parts.

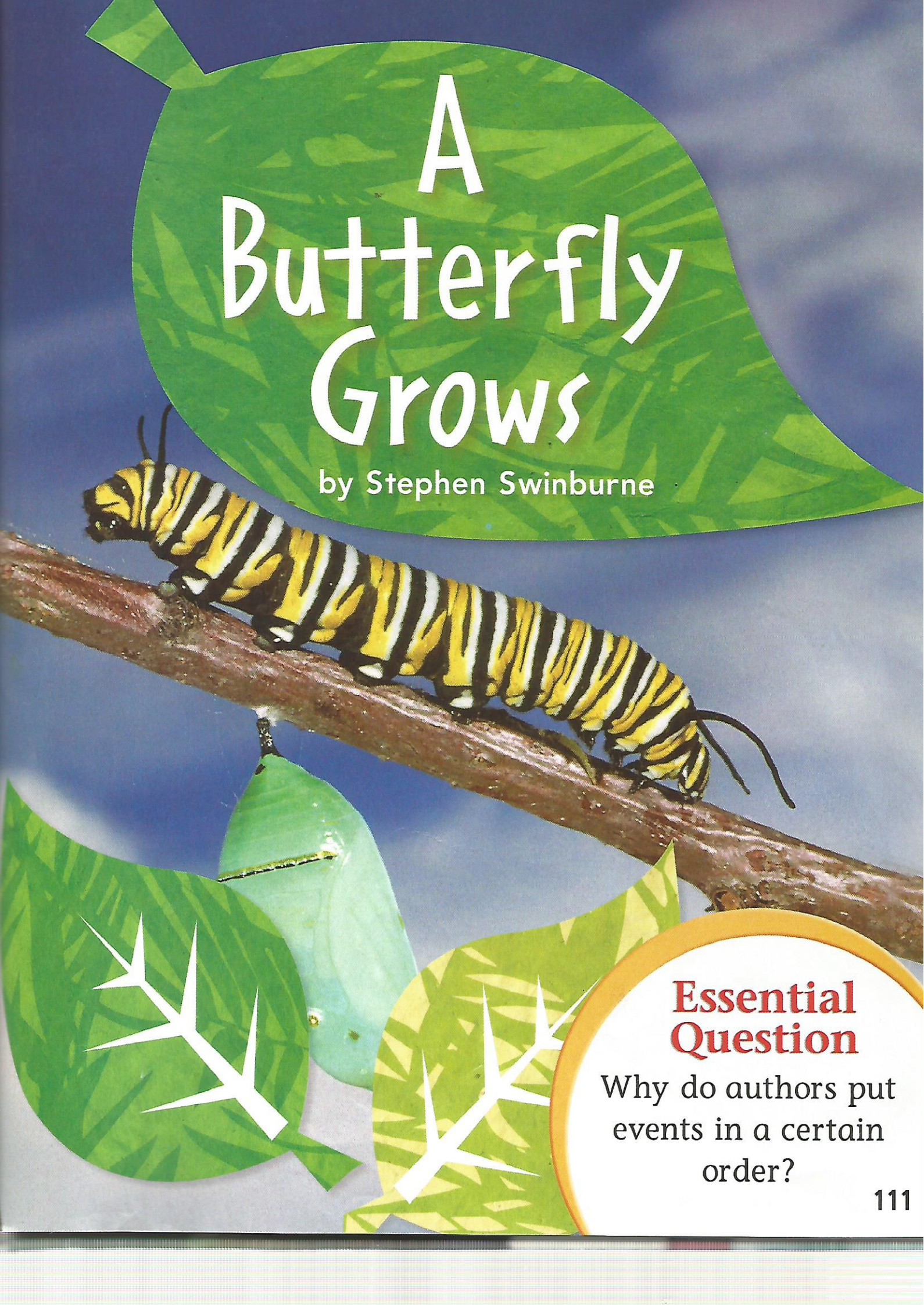
Meet the Author

Steve Swinburne



Steve Swinburne loves nature—especially butterflies! He planted a garden at his house filled with flowers that butterflies like. He took many of the pictures for **A Butterfly Grows** in his garden. He hopes you enjoy learning about butterflies.



A monarch caterpillar with yellow, black, and white stripes is crawling on a brown branch. A large green leaf is positioned above the caterpillar, and a chrysalis is visible on the branch below it. The background is a blue sky with light clouds. The title 'A Butterfly Grows' is written in white on the green leaf.

A Butterfly Grows

by Stephen Swinburne

Essential Question

Why do authors put
events in a certain
order?



Can you see me
on the plant?

I am a little caterpillar!
I grew in an egg. When I
was ready, I hatched!



The wind blows. I hang onto
a branch so I don't fall.





Rain falls. It plips and plops.
I need to drink water to live,
so I drink the small drops.



This milkweed plant is my food.
I need food so I can grow.






I eat this leaf for lunch.
Chew, chew!
Crunch, munch!



I eat and grow,
eat and grow.



Look how big I grew!
My skin is so snug.





I look for a spot to rest.
Soon I will shed my skin.






At last I am a chrysalis. I'm an inch long. Then, in ten days, I am ready to come out.



 **STOP AND THINK**

Sequence of Events

What will the caterpillar look like after it comes out? Read on to find out.



Look at me now!
Do you see **anything** new?




I am an insect now.
I have six legs and
large wings.





My wings help me fly. Watch me fly!
I have fun! My wings **also** help me
go find plants for food.




I like to fly with all my friends.
We fly to warm places in the fall.
We eat food along the way.



I land upon a flower. Watch me eat now! I sip and sip. Do you know what kind of insect I am?

I am a butterfly!
I'm a beautiful butterfly!



Grammar

Read Together

Pronouns and Verbs Add **s** to most **verbs** when they tell about a **pronoun** that names one.



One

It eatss.

He growss.



More Than One

They eat.

We grow.

Use **am** with the pronoun **I**. Use **is** with other pronouns that name one. Use **are** with pronouns that name more than one.

One

I am hungry.

She is full.

More Than One

We are hungry.

They are full.

Turn and Talk

Write the correct verb to finish each sentence.
Use another sheet of paper. Take turns
reading the sentences with a partner.


1. I _____ ?
am is

2. We _____ ?
is are

3. He _____ ?
see sees

4. They _____ ?
land lands

5. The flower _____ ?
is are pink.



Grammar in Writing

When you proofread your writing, be sure
you have written the correct verb to go with
each pronoun.

Read Together



Connect to Science

WORDS TO KNOW

ready	places
anything	also
upon	flower
kind	warm

GENRE

Readers' theater is text that has been written for people to read aloud.

TEXT FOCUS

Dialogue is the speaking parts in a play. You learn about characters from what they say. After reading, describe the characters.

Readers' Theater

Best Friends

by Stephen Gill

Cast



Butterfly



Bird



Hi! What **kind** of butterfly are you?












I'm not a butterfly, silly. Can you think of **anything** else I could be?





Give me some clues!




Okay. I grow in an egg, and then I hatch.

-   Me, too!
-  I have wings to help me fly.
-  Me, too!
-  I eat seeds and insects.
-   Oh, no! I am an insect. Will you eat me?
-  No! Birds like me eat many insects, but not butterflies.
-  You just said you are a bird!



  Oops, silly me! You know what I am!

 Are you **ready** to find a snack? I'll land **upon** a **flower** and sip and sip. You can find an insect on a leaf.

  We can **also** fly together. Then we'll find **warm places** to rest.

 What a nice day for two best friends!



Read Together



Connect to Social Studies

WORDS TO KNOW

city	seven
myself	buy
school	please
party	family

GENRE

Informational text gives facts about a topic. Find facts about neighborhoods in this magazine article.

TEXT FOCUS

A **map** is a drawing of a town, state, or other place. Find your state on the map.

Neighborhoods

by Isabel Collins

Many people live, work, and go to **school** in a neighborhood. American cities have many neighborhoods. Two of these cities are San Francisco and Laredo. Where does your **family** live?



Cherry Blossom Festival in Japantown, San Francisco

San Francisco

Japantown is a neighborhood in the **city** of San Francisco. Many Japanese Americans live there.

Japantown has a Cherry Blossom Festival in the spring. It is like a big **party**. You can **buy** Japanese food and enjoy Japanese music, art, and dances.




Laredo

Many Mexican Americans live in the city of Laredo. It is called the "Gateway to Mexico." Laredo has had **seven** flags throughout history.



Each year there is a big festival to celebrate George Washington's birthday. There are pageants, concerts, and parades like this one. I like the Jalapeño Eating Contest, **myself!**



 Save me some jalapeños, **please!**




Lesson 25



WORDS TO KNOW HIGH-FREQUENCY WORDS

city
myself
school
party
seven
buy
please
family

Vocabulary
Reader



Context
Cards



Read
Together

Words to Know

- Read each Context Card.
- Use a blue word to tell about something you did.

1

city

They moved to the city from the country.



2

myself


I took the box into the house all by myself.



3

school

He met many new friends at **school**.



4

party


They had a **party** for their new classmate.



5

seven

She will bring **seven** apples to school.



6

buy


She will **buy** a plant for her friend.



7

please

"**Please** play with us," they said.



8

family

They invited the **family** to come in.



Background

Read
Together

✓ WORDS TO KNOW Moving Away

What might happen if your family moved to a new city? You might need seven boxes to pack your things. You might ask, "Can I pack these myself, please?" At your old school, friends might have a party for you and buy you a gift!



What would you pack if you were moving?
What would remind you of your old friends?

Comprehension

Read Together

✓ TARGET SKILL Understanding Characters

Remember that you can learn a lot about story **characters** from the things they say and do. Use what characters say and do as clues to figure out how they feel and why they act as they do.

Characters: boy, girl, king, queen


What other characters could be in this story?



As you read **The New Friend**, find out about the new friend and what the boys say, do, and feel.

Speaking	Acting	Feeling

Main Selection



✓ WORDS TO KNOW

city	seven
myself	buy
school	please
party	family

✓ TARGET SKILL

Understanding Characters Tell more about characters.

✓ TARGET STRATEGY

Summarize Stop to tell important events as you read.


GENRE

Realistic fiction is a story that could happen in real life.

Meet the Author

María Puncel

María Puncel lives in Spain. She writes her books in Spanish. Many of them have been translated into English, including *El Amigo Nuevo*.




Meet the Illustrator

Ed Martinez

Ed Martinez grew up with a painter in the family. His father was an artist! As a boy, Mr. Martinez got started by drawing horses. Now he draws pictures for magazines and books.

The New Friend

by María Puncel • illustrations by Ed Martinez



Essential Question


What clues tell you what a character is like?

Martin, Luis, and I lived in the city.
Next door was an old house. No
one had lived there for a long time.




One day a work crew came with pails and brushes. They started to wash and paint the empty house.




An oil painting of a house with a red car and a boy sitting on a green sofa. The house is yellow with white trim. A man in a light blue shirt and dark pants is walking up the steps of the house. A red car is parked on the driveway. A boy with dark hair, wearing a brown jacket, is sitting on a green sofa in the foreground, looking towards the house. The painting has a soft, painterly style with visible brushstrokes.

After they were done, and the paint had dried, the house looked pretty and new.


The next day a big truck pulled up. It was full of crates and boxes. A crew unloaded the boxes off the truck. A new family would soon live there.




Today Luis went over to the house next door. He met a boy called Makoto. Then we all met Makoto. Makoto was seven years old—just like us.



Before long, we found out that Makoto played soccer. He could keep running and running. He was good at learning things, too. He learned all of our names by the end of the game.





Soon Makoto's family was all moved in. We met his mother and father. They were glad that Makoto had made some new friends.

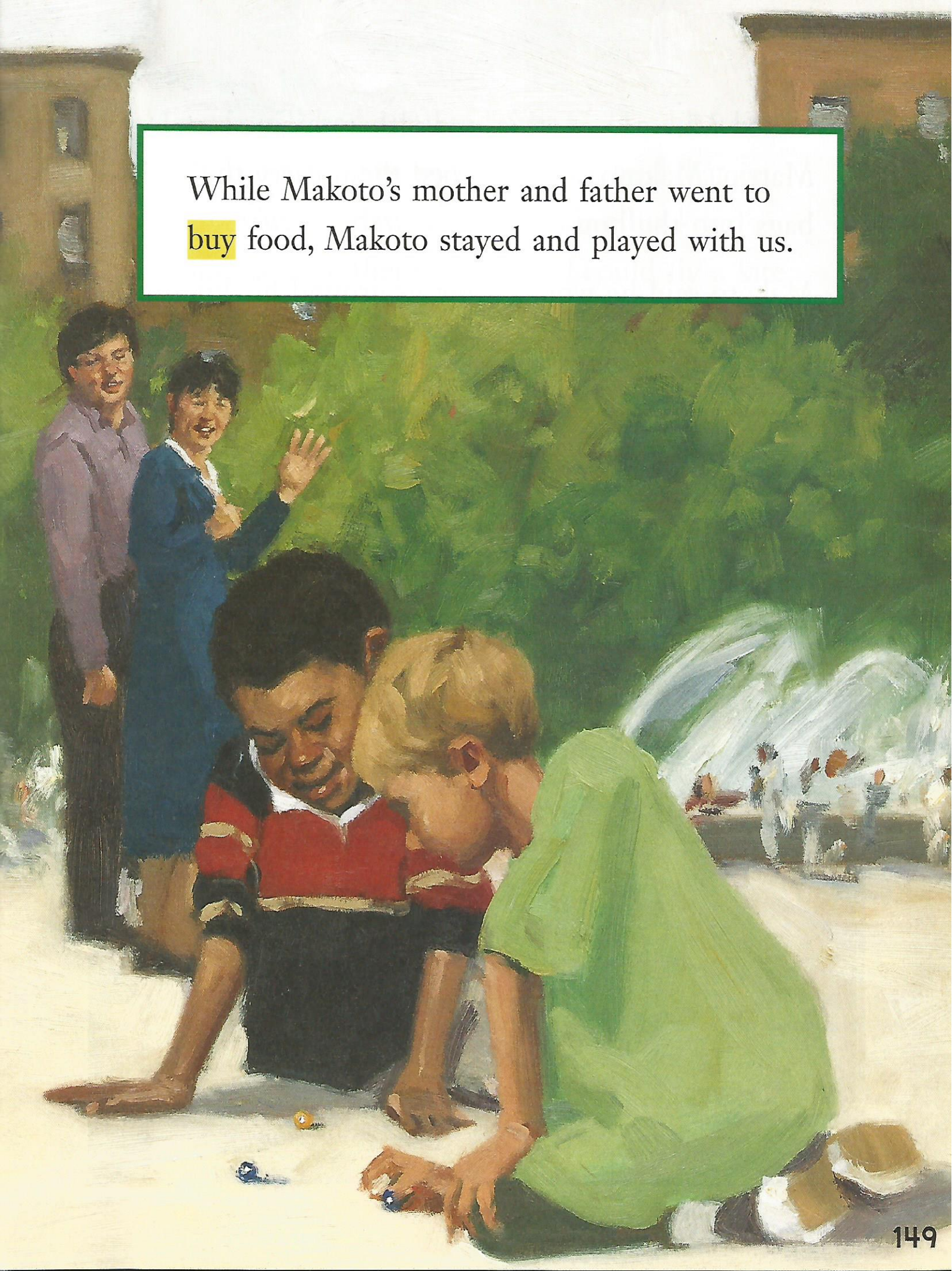


STOP AND THINK

Understanding Characters

Why are Makoto's parents glad Makoto made new friends?

While Makoto's mother and father went to buy food, Makoto stayed and played with us.




When Makoto's mother and father rejoined us, Martin, Makoto, and I helped them carry the bags into the house.


Makoto said he would show us around his house. Then we went up to look at Makoto's room.



Makoto still had a lot of boxes to unpack. He had some nice toys and kites. He said that on the next windy day, we could bring his kites outside and fly them. He said I could fly a kite by myself.



Then we went outside to look
at Makoto's pictures from Japan.
He had them in a green book.






On the first page, we saw Makoto's old house in Japan. On the next page, we saw Makoto's family in Japan. The last page had pictures of Makoto's friends. They showed Makoto's seventh birthday party. Makoto said he wishes we could meet his old friends.

At the end of the day, Makoto's mother and father repaid us for helping—with cookies! We said “please” and “thank you” and ate up.



Makoto's father said he had a new job in the city. Makoto would be going to our school. We were all glad about that!





We said good-bye to Makoto and his mother and father. Then we went home to our families. We were glad to have a new friend next door.